

OptiCam® 2 Termination Tool

“Right the First Time” termination

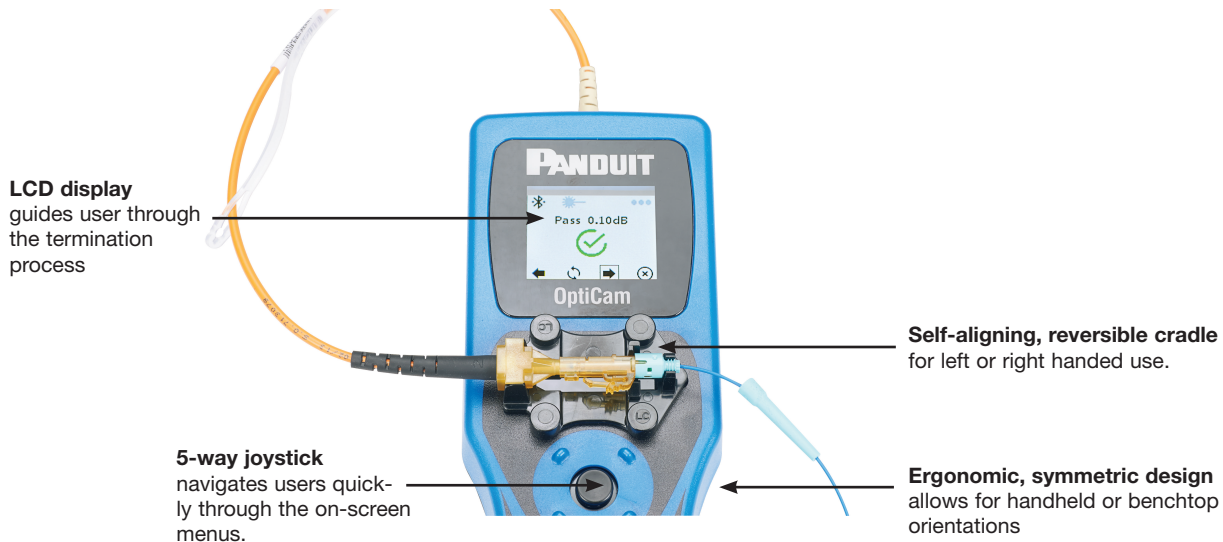
The NEW OptiCam 2 Termination Tool is designed to offer 100% “Right the First Time” termination of OptiCam connectors. The tool immediately calculates insertion loss value on completion of the camming process. The red and green light indicators provide additional visual confirmation of termination. By using the new OptiCam 2 tool, installer productivity increases and time spent on the job site is reduced. Project re-work time will be decreased; thereby helping contractors to improve overall profitability.

The NEW OptiCam 2 Termination Tool offers a step by step visual guidance and insertion loss calculation to ensure the field fiber and fiber stub are in proper alignment before camming. This allows even the less experienced technicians to terminate fiber with confidence. A simple, ergonomic and symmetrical design allows for left or right-handed termination in both handheld and benchtop orientations.

The NEW OptiCam 2 tool is the most technologically advanced, feature rich option for field terminated connectors in enterprise applications.



OptiCam 2 Termination Tool



LCD display guides user through the termination process

5-way joystick navigates users quickly through the on-screen menus.

Self-aligning, reversible cradle for left or right handed use.

Ergonomic, symmetric design allows for handheld or benchtop orientations

Key Features


Benefits

LCD display	Guides the user through the termination process with simple step-by-step prompts and on-screen visuals. Indicates the field fiber and fiber stub are in proper alignment before camming.
Calculated Insertion Loss	The OptiCam 2 tool goes beyond pass/fail indicators to provide a calculated insertion loss, allowing installers to gain confidence in the effectiveness of each termination.
Smartphone app for Apple* and Android* devices	Simplifies the documentation process, allowing input of project and installer name, as well as sequential connector numbering with date/time stamps and insertion loss values. Data can be stored for export via email.
Ergonomic, symmetric design	A clean, simple design that doesn't require users to remember which knob, button or lever to turn, press or squeeze next. A symmetrical design combined with a self-aligning, reversible connector cradle allows for left and right handed termination in both handheld and bench top orientations. Cradles and patch cords are color coordinated to facilitate setup. A pivoting arm simplifies connector loading and removal.

* All trademarks, service marks, trade names, product names, and logos appearing in this document are the property of their respective owners.

OptiCam[®] 2 Termination Tool

LCD Screen



Guides the user through the termination process with simple step-by-step prompts and on-screen visuals. Ensures the field fiber and fiber stub are in proper alignment before camming.

The termination is as simple as Load + Insert fiber + Pass

1. Load connector onto the cradle
2. Insert fiber, cam connector when indicated on display
3. See connector insertion Loss value

After testing, users can choose to save the value and proceed to the next connector, retest the connector or re-terminate it if they are unhappy with the IL value.

Mobile App

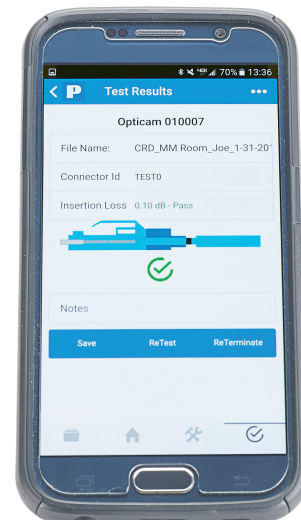
A companion smartphone app lets users create Project Files to organize termination data. Customer name, Location and User name are all captured. And the app simplifies record keeping by allowing customization of connector labels that automatically increment.

Connector and cable images on both the app and tool display mirror the connector type (LC, SC or ST), fiber type (singlemode or multimode) and left/right orientation settings in use for quick visual confirmation. So while the tool can be used on its own, users may also operate the tool via the app.

Tools connect to the smartphone app via Bluetooth. Each tool has a unique ID number that can also be programmed with a name to make identification easier. Termination records can be emailed in a .csv file.

Termination data provides valuable analytics:

- Quickly calculate average termination time
 - Optimize onsite time with most productive technicians
 - Improve bid estimation with more accurate labor estimates
- Document work for T&M billing or contract progress payments
- Enables highly granular cost / profitability analysis - drill down to closet, rack, enclosure, cable or all the way down to individual connector



Ordering Information

Part Number	Description
OptiCam® 2 Termination Tool Kits	
FOCTT2-KIT	The FOCTT2 KIT includes: batteries, case, launch cords and one cradle for each OptiCam® LC, SC2 and ST2 connector.
FOCTT2-BKIT	FOCTT2 BKIT includes: batteries, case, launch cords and one cradle for each OptiCam® LC, SC2 and ST2 connector, Fitel cleaver, installation tools, cleaning and consumables.
FOCTT2-PKIT	FOCTT2 PKIT includes: batteries, case, launch cords and one cradle for each OptiCam® LC, SC2 and ST2 connector, Sumitomo Cleaver, installation tools, cleaning and consumables.
LC Simplex Connectors	
FLSCMCXAQY	LC OM3/4 MM Simplex Connector
FLSCMC5BLY	LC OM2 MM Simplex Connector
FLSCMC6EY	LC OM1 MM Simplex Connector
FLSCSCBUY	LC OS2 SM Simplex Connector
LC Duplex Connectors	
FLCDMCXAQY	LC OM3/4 MM Duplex Connector
FLCDMC5BLY	LC OM2 MM Duplex Connector
FLCDMC6EY	LC OM1 MM Duplex Connector
FLCDSCBUY	LC OS2 SM Duplex Connector
SC2 Simplex Connectors	
FSC2MCXAQ	SC2 OM3/4 MM Simplex Connector
FSC2MC5BL	SC2 OM2 MM Simplex Connector
FSC2MC6EI	SC2 OM1 MM Simplex Connector
FSC2SCBU	SC2 OS2 SM Simplex Connector
SC2 Duplex Connectors	
FSC2DMCXAQ	SC2 OM3/4 MM Duplex Connector
FSC2DMC5BL	SC2 OM2 MM Duplex Connector
FSC2DMC6EI	SC2 OM1 MM Duplex Connector
FSC2DSCBU	SC2 OS2 SM Duplex Connector
SC2 Simplex Connectors (100 Pack)	
FSC2MCXAQ-C	SC2 OM3/4 MM Simplex Connector (100 Pack)
FSC2MC5BL-C	SC2 OM2 MM Simplex Connector (100 Pack)
FSC2MC6EI-C	SC2 OM1 MM Simplex Connector (100 Pack)
FSC2SCBU-C	SC2 OS2 SM Simplex Connector (100 Pack)
ST2 Simplex Connectors	
FST2CMXAQ	ST2 OM3/4 MM Simplex Connector
FST2MC5BL	ST2 OM2 MM Simplex Connector
FST2MC6EI	ST2 OM1 MM Simplex Connector
FST2SCBU	ST2 OS2 SM Simplex Connector
LC Singlemode and Multimode Launch Cords	
FOLPC-1.25SM	LC SM Launch Cord
FOLPC-1.25MM	LC MM Launch Cord
SC2/ST2 Singlemode and Multimode Launch Cords	
FOLPC-2.5SM	SC2/ST2 SM Launch Cord
FOLPC-2.5MM	SC2/ST2 MM Launch Cord
LC, SC2 and ST2 Cradles	
FLCC2	LC Cradle for OptiCam® 2
FSCC2	SC2 Cradle for OptiCam® 2
FSTC2	ST2 Cradle for OptiCam® 2
Replacement Alignment Sleeves	
OCTTR1.25SS	Replacement 1.25mm split sleeves for OptiCam® Termination Tool (5 sleeves).
OCTTR2.5SS	Replacement 2.5mm split sleeves for OptiCam® Termination Tool (5 sleeves).

WORLDWIDE SUBSIDIARIES AND SALES OFFICES

PANDUIT US/CANADA
Phone: 800.777.3300

PANDUIT EUROPE LTD.
London, UK
cs-emea@panduit.com
Phone: 44.20.8601.7200

PANDUIT SINGAPORE PTE. LTD.
Republic of Singapore
cs-ap@panduit.com
Phone: 65.6305.7575

PANDUIT JAPAN
Tokyo, Japan
cs-japan@panduit.com
Phone: 81.3.6863.6000

PANDUIT LATIN AMERICA
Guadalajara, Mexico
cs-la@panduit.com
Phone: 52.33.3777.6000

PANDUIT AUSTRALIA PTY. LTD.
Victoria, Australia
cs-aus@panduit.com
Phone: 61.3.9794.9020

For a copy of Panduit product warranties, log on to www.panduit.com/warranty

For more information

Visit us at www.panduit.com

Contact Customer Service by email: cs@panduit.com
or by phone: 800.777.3300

